

SYSTEM OVERVIEW

GLASS DEFENDER SMOKE BAFFLE D²⁰⁰ 30

DESCRIPTION

The Defender Suspended Glass Smoke Baffle is a clear glass smoke baffle system incorporating proprietary brackets and supports.

APPLICATIONS

Offices, warehouses, hospitals, school's, car parks, shopping centers, computer rooms, offices & high rise apartments.

FEATURES

- Slimline architectural steel framing
- Crystal clear views
- Fully certified to Australian Standards
- Low maintenance
- Durable design

HOW TO SPECIFY

Smoke Baffles shall be Defender Suspended Glass Smoke Baffle system comprising proprietary powder-coated steel frame system and 8mm thick toughened or laminated glass [DEFENDER@SSB-7000].

The entire system must be certified and installation must be carried out by an installer registered with and approved by the manufacturer. Australian Fire Control. Phone: [08] 9399 6957. Email: sales@australianfirecontrol.com.au

KEY FEATURES

The system is ideal for smoke channeling when used in combination with natural ventilation or mechanical smoke exhaust systems. The Defender® Suspended Glass Smoke Baffle can be supplied and installed in an unlimited length and is easily retrofit in existing buildings.

System Characteristics

Weight: 20 kg/m²

Impact Classification: 1C1



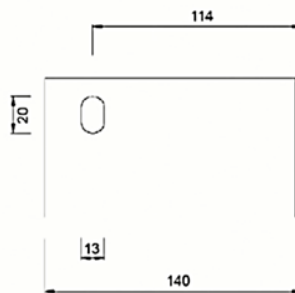
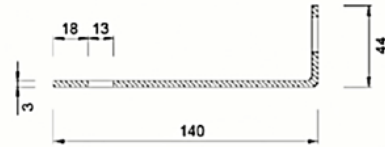
Light Transmission: 87%

Maximum module size: 2500 mm x 1200 mm (W x H)

Minimum module size: 465 mm x 109 mm (W x H)

Glass thickness: 8mm

BRACKET DIMENSIONS:



Australian Fire Control Pty Ltd

Phone: [08] 9399 6957

Email: Sales@AustralianFireControl.com.au

Perth Office: 17 Williams Road Kelmscott WA 6111

Melbourne Office: Level 3, 480 Collins Street, Melbourne VIC 3000

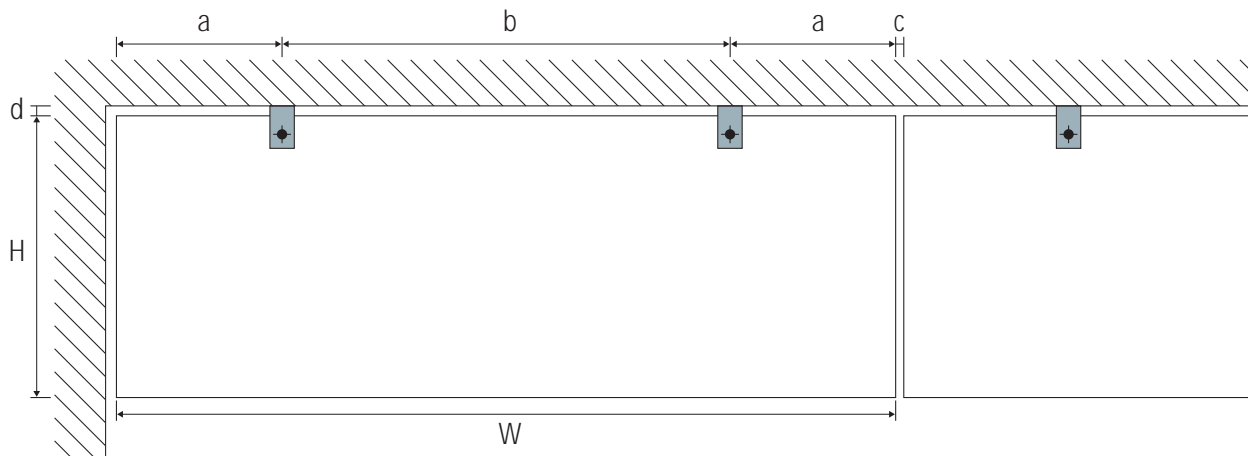
System Overview

GLASS SMOKE BAFFLE D²⁰⁰ 30

Document Number: D200B-2020/01

Application Characteristics

Brackets	Mild or stainless steel with associated fixings
Supporting Construction	Fire rated structure (30 minutes fire load)
Max tested size	2500 mm x 1200 mm (W x H)
Minimum size	465 mm x 109 mm (W x H)
Number of holes per pane	2 holes
Distance from hole to vertical edge of glass (a)	a = 300mm
Maximum distance between holes (b)	<u>b = NOT TO EXCEED 650mm</u>
Gap between consecutive panes (c)	15 mm
Gap between top edge of glass and supporting construction (d)	10 mm



Australian Fire Control Pty Ltd

Phone: [08] 9399 6957
 Email: Sales@AustralianFireControl.com.au
 Perth Office: 17 Williams Road Kelmscott WA 6111
 Melbourne Office: Level 3, 480 Collins Street, Melbourne VIC 3000

System Overview

GLASS SMOKE BAFFLE D²⁰⁰ 30

Document Number: D200B-2020/01